


# Project Mentor

serious learning for Microsoft Project professionals

Test yourself based on your own learning goals

*"Project Mentor is a great way to learn Microsoft Project and to keep your skills up to date" - Vicki Frost, Sandersville, GA, USA*

As a project manager, your time is precious. You'll want to ensure that you learn just what you need and also have a way to validate what you've learnt. Project Mentor provides you with a unique Personal Learning Plan (or PLP for short) that tests your knowledge both before and after learning, letting you structure what you learn and testing your understanding thereafter. Plus, end-of-module exercises let you practice the skills and abilities you've gained within each module's lessons. All in all, an unbeatable testing environment.



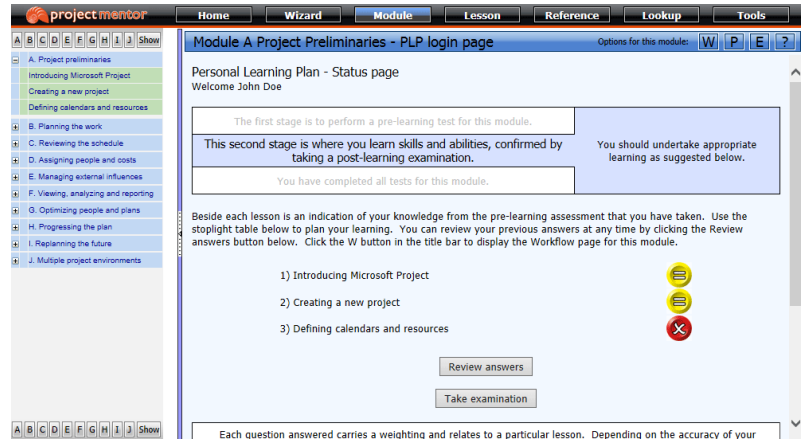
Supports Microsoft Project 2016, 2013, 2010, Standard & Professional, Project Online Professional.

factsheet

Managing projects is a serious business. Time to invest in some serious learning.

Test your existing knowledge to help you structure your learning

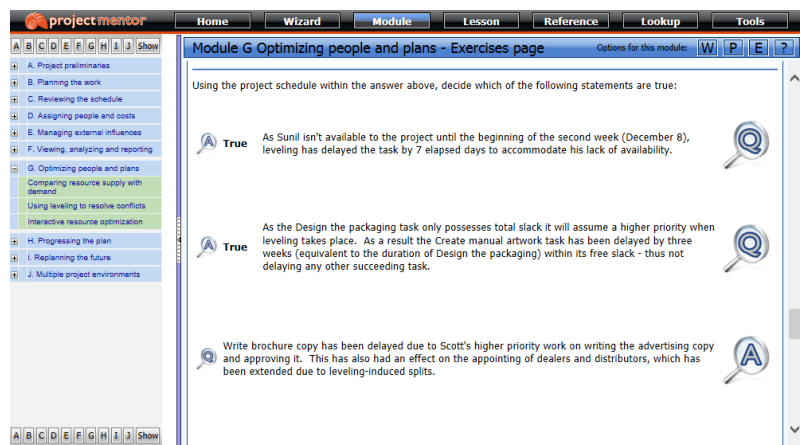
Start off on the right track and use your PLP to take a pre-learning test. Based on your answers, you'll get a simple stoplight assessment to help you focus valuable time learning just what you need.



The image above shows John Doe's pre-learning assessment. He has scored between 50% and 75% for the questions that relate to lessons A1 and A2 and less than 50% for the questions that relate to lesson A3.

Test your skills and abilities with end-of-module exercises

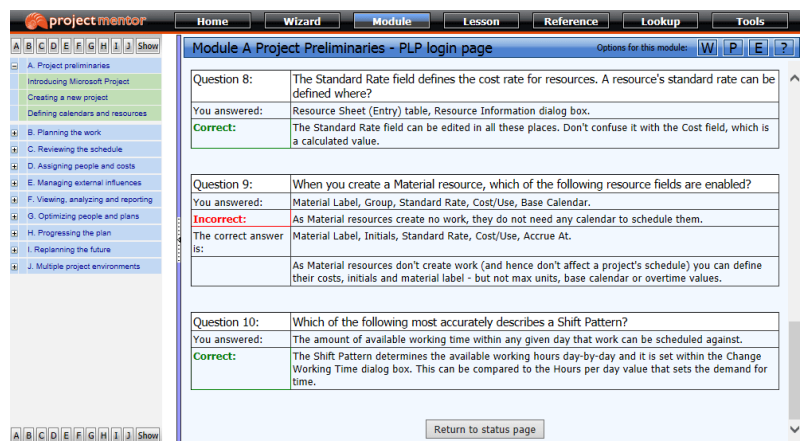
Once you've completed a module's lessons, exercises will test both your abilities in using Microsoft Project and also how you interpret the information that Project provides, helping you plan and manage your projects better.



The image above shows a series of True/False questions that test how Microsoft Project data is interpreted. Against each answer is a detailed explanation as to the relevancy of the data provided.

Test your knowledge gains

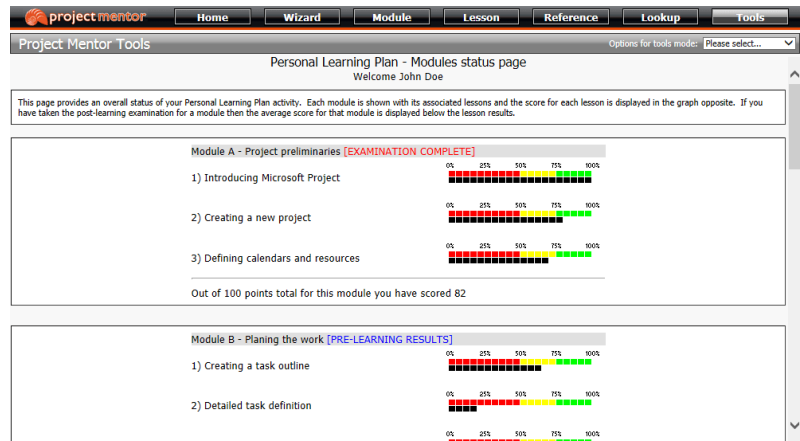
To conclude each module, revisit your PLP and take a post-learning examination. You'll get clear advice about both your correct (and your incorrect) answers, thus helping you consolidate exactly what you've learnt.



The image above shows John Doe being informed about correct answers for questions 8 and 10, with question 9 being incorrect. Note the explanations given beneath each answer.

## Assess your overall knowledge gains

Want an assessment of how you're performing? Simple. Use bargraph indicators to see how well you've scored; module-by-module. To help you understand more about particular knowledge areas, you can revisit your questions and answers at any time.



The image above shows John Doe's PLP status for modules A and B of Project Mentor. John can see high post-learning scores against the lessons within Module A and low pre-learning scores relating to the lessons that she has still to work through in Module B.